



TERMS OF USE



This resource is **copyright ©ELSA Support**

All free products on this site are subject to a **Creative Commons copyright licence**. You are free to copy, distribute, display, and perform the work under the following conditions:

Attribution: You must give the original author credit (**That is ©ELSA Support**)


Non-Commercial: You may **not** use this work for commercial purposes (**You cannot sell this work or use it for financial gain**)

No Derivative Works: You may **not** alter, transform, or build upon this work (**You must not change our work in anyway**)

Thank you for abiding by copyright law.



www.elsa-support.co.uk






Other resources you will LOVE!



Please click the image to take you to this related and relevant resource:



www.elsa-support.co.uk












Monster emotion bingo -for up to 9 players










- Give each child a bingo board and a set of counters.
- Cut up the word cards. These are your calling cards. Read out the word and the pupil must cover the appropriate emotion on their board with a counter.
- The winner is the person who gets a full line either horizontally, vertically or diagonally.
- Repeat the game often to help children recognise emotions.










You could also cut up the cards and use as a matching game or pairs game.









Use the cards as a set of emotion cards










Ask the child to choose an emotion and say when they might feel this emotion






















































HAPPY

SAD

ANGRY

SCARED

WORRIED

TIRED

SURPRISED

DISGUSTED

CALM