
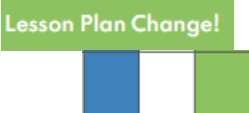







Autumn 1– Who lives in a Castle? 2025							
Subject	Week 1 Well Being Day 4 days WB 3.09.24	Week 2 9.09.24	Week 3 16.09.24	Week 4 23.09.24	Week 5 30.09.24	Week 6 7.10.24	Week 7 14.10.24
English	Zog	500 words castle stories	T4W- Little Red Riding Hood -quest/ character	T4W- Little Red Riding Hood -quest/ character	T4W- Little Red Riding Hood -quest/ character	T4W- Little Red Riding Hood -quest/ character	Poetry
Maths	Place Value	Place Value	Place Value	Place Value	Addition and Subtraction	Addition and Subtraction	Addition and Subtraction
Reading	l:l readers	If I Were King By Chelsea O'Byrne	Castles by Colin Thompson	Red riding hood	Red Riding Hood was rotten	The day the crayons quit	The castle the king built
Phonics	Phase 5 review	Phase 5 review	Phase 5 review	Phase 5 review	Phase 5 review	Phase 5 review	Assessment
History		What is a castle and who built them?	What are the key features of a castle? What did each key feature do?	How do you attack a castle?	Why don't people build castles anymore?	Does Nottingham have a castle?	What does the Bayeaux Tapestry tell us about 1066?
Art		Who is Stephen Wiltshire?	Do all pencils draw the same	Can sketching pencils help my sketching?	How do I change the darkness of my sketching?	How can careful observation help me draw castles?	
PE		To perform gymnastic shapes and link them together	To be able to use shapes to create balances	To be able to link travelling actions and balances using apparatus	To demonstrate different shapes, take off and landing when performing jumps	To develop rolling and sequence building	To develop sequence work on apparatus
Music <i>Time to play!</i> <i>Exploring Pulse and Rhythmic pattern</i>	Lesson 1 STEP 1: Performing rhythms and movement to a steady pulse. 	Lesson 2 STEP 1: Performing rhythms and movement to a steady pulse. 	Lesson 3 STEP 2: Copying and creating rhythmic patterns. 	Lesson 4 STEP 2: Copying and creating rhythmic patterns. 	Lesson 5 STEP 3: Combining rhythmic patterns. 	Lesson 6 STEP 3: Combining rhythmic patterns. 	Lesson 7 STEP 4: Representing rhythmic patterns. 
PSHE	Our ideal classroom	How are you feeling today	Let's all be happy	Being a good friend	Types of bullying	Don't do that!	Bullying or teasing?
Computing	isafe	Images - focus and elements in the shot	Images - repeat	Images - crop tool and filters	Images - tools to create a digital image	Images - Extension photo diary for Little Red Riding Hood	Images - Extension photo diary for Little Red Riding Hood
Science		What's the difference between a material and an object?	What properties do some materials have?	Which material is most suitable for different purposes?	Can everyday materials be changed?	What materials are suitable for making a castle? How can we test the	What happens to materials after we have finished with them? Assessment

[illegible]